

SELECTRONIC PREMIER WPC THERMOSTATIC SHOWER



A

Selectronic Premier thermostatic showers offer the highest level of temperature accuracy. WPC models can be configured to operate waste drain pumps for level access shower applications. Both hard wired and RF connectivity options are available to suit most popular waste pump installations.



WPC MODELS WITH WIRED & RF WASTE PUMP CONNECTIVITY

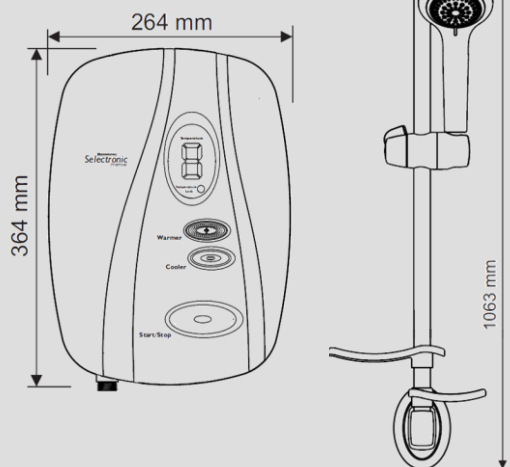
Key Features

- Features additional control circuitry which enables operation of waste drain pumps for level access installations
- Supplied with a RF receiver module for wireless shower to pump signalling - also has hard-wired pump connection options
- Accurate, temperature control to within $\pm 0.5^\circ$ for a comfortable and safe showering experience
- Push button controls with audible confirmation for ease of operation and large LED digital temperature display
- Phased shutdown safety protection for next user cool start up and scale protection
- 3 maximum temperature limiter lock options (40°C), (41°C), (43°C) or unlocked (25 - 46°C) set at installation
- Simple push button rapid commissioning and data logger for user and performance analysis
- 5 spray mode shower head with easy rub-clean nozzles
- 250kg* load bearing grab riser rail with reinforced 4-point fixing brackets (*subject to correct wall material fixing use)
- 2mtr anti-kink flexible shower hose, adjustable handset clamp, soap dish and shower hose retaining ring

Product Range

Item Code:	Model No:	Description	kW
100115	RSELP85WPC	Selectronic Premier WPC	8.5
100122	RSELP95WPC	Selectronic Premier WPC	9.5

Dimensions:



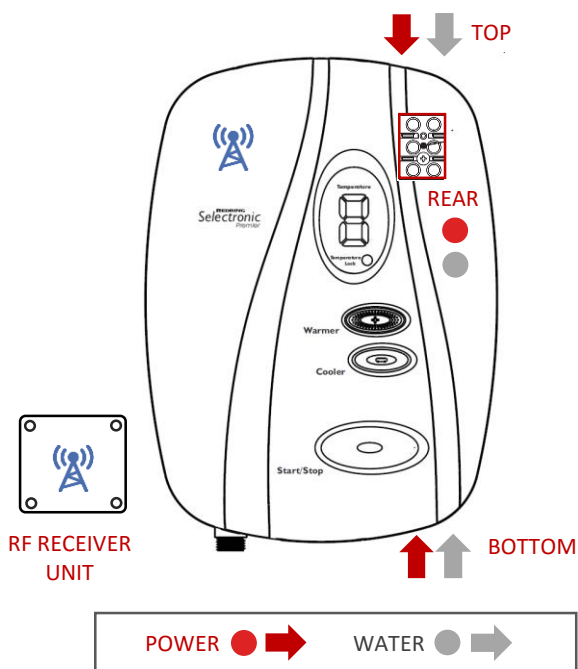
Technical Details

Model	RSELP85WPC	RSELP95WPC
Item Code	100115	100122
EAN /Bar Code No.	5011139100115	5011139100122
Output (kW)	8.5	9.5
Current Rating (Amps)	36	40
Energy Rating (Class)	A	A
Energy Rating (%)	37	37
Consumption (kWh/A)	495	488
Load Profile	XS	XS
Sound (dB)	15	15
Running Pressure psi (bar)	10 (0.7) - 140 (10)	10 (0.7) - 140 (10)
Temp Control Accuracy	$\pm 0.5^\circ\text{C}$	$\pm 0.5^\circ\text{C}$
Start-up Temperatures	40, 41 or 43°C	40, 41 or 43°C
Temperature range	25 - 47°C	25 - 47°C
IP Rating	IPX5	IPX5
Approvals / Mark	BEAB & CE	BEAB & CE
UK Warranty (years)	5*	5*

*Subject to product registration within 30 days.

SELECTRONIC PREMIER WPC THERMOSTATIC SHOWER

Power and Water Connectivity



Product Packaging Data

Model	RSELP85WPC/95WPC
Item Code:	100115/ 100122
Box dimensions (mm)	1005 x 285 x 130
Shower gross weight (Kg)	5.1
Shower unit net weight (Kg)	4.2
Full pallet quantity	30
Showers per layer	3

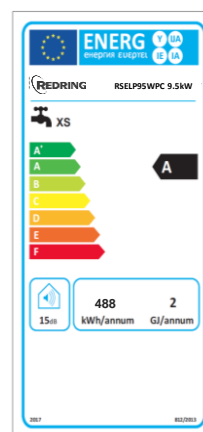
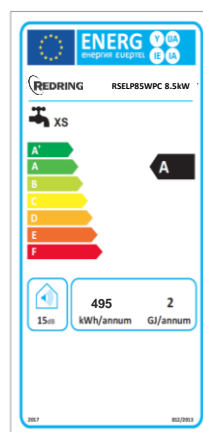
Certification

BEAB Approved	YES
BEAB CARE Approved	YES
RNIB Inclusive Design Endorsed	YES
WRAS Approved	YES
CE Marked	YES

Pack Contents

- 1 x Instant Electric Thermostatic Shower Unit with pump connectivity capability PCB
- 1 x Pump RF receiver wall mounting unit for use with 3 wire controlled waste pumps
- Shower accessory kit comprising of:
 - 1 x 1mtr long, 22mm diameter, 250kg* load bearing grab riser rail with reinforced 4-point fixing brackets
 - 1 x 5 mode easy rub-clean showerhead
 - 1 x 2mtr anti-kink flexible shower hose
 - 1 x Adjustable shower head holder clamp
 - 1 x Soap dish
 - 1 x Shower hose retaining ring
- 1 x Screw and wall plug fixing pack
- 1 x ErP energy rating label
- 1 x Installation and user guide

*250kg grab duty rail subject wall material strength and the correct wall fixings being used by installer



* Subject to product registration within 30 days.